





PPT MATERIALS










PPT® is proprietary medical grade soft-tissue supplement for maximum cushioning, durability, & shock absorption

- Provides maximum comfort and flexibility.
- Available for all your orthopedic, therapeutic, orthotic, and prosthetic applications, including custom orthotics, prefabricated orthotics, prosthetic padding and other biomechanical supports.
- Sheet size 12" x 54" (4.50 sq ft)
- Roll size 270 sq. ft
- PPT® components are packaged in 6 Pairs

Material	Image	Description	Type	Colour	Thickness	Smooth	Abraded
PPT®		PPT® Material with two options: Smooth/abraded or Abraded/abraded	Sheets	Blue	1/8"	921802	921804
				Blue	1/16"	921602	921604
				Blue	1/4"	921402	-
				Blue	3/8"	921302	-
				Tan	1/8"	921822	921824
			Rolls	Tan	1/4"	921422	-
				Blue	1/16"	92602	92604
				Blue	1/8"	92802	92804
				Blue	1/4"	92402	-
				Blue	3/8"	92302	-
Slow Recovery		PPT® SR is designed to rebound at a slightly slower rate than traditional PPT®. The effect is a softer feel against the skin, similar to memory foams. This formulation more easily contours to bony prominences and complex shapes.	Sheets	Lavender	1/16"	921652	921654
				Lavender	1/8"	921852	921854
				Lavender	1/4"	921452	-
				Lavender	3/8"	921352	-
				Lavender	1/16"	92652	92654
			Rolls	Lavender	1/8"	92852	92854
				Lavender	1/4"	92452	-

Material	Image	Description	Gender	Colour	Size	Without Flange	With Flange
PPT® Diab-A-Sole		Prefabricated insole that offers a combination of PPT® for shock absorption and cushioning and Plastazote to reduce shear and distribute forces more evenly. There is a 1/8" Plastazote full length top cover adhered to a 1/16" PPT® full length base. This item is sold in pairs. Available with or without flange. The added flange for applications when extra depth is needed. The added flange provides longitudinal arch support.	Women	Blue/Flesh	5/6	62510	62610
			Women	Blue/Flesh	7/8	62520	62620
			Women	Blue/Flesh	9/10	62530	62630
			Male	Blue/Flesh	7/8	62540	62640
			Male	Blue/Flesh	9/10	62550	62650
			Male	Blue/Flesh	11/12	62560	62660
			Male	Blue/Flesh	13/14	62570	62670
			PPT® Ultralux Flat Insole		Ready-to-wear PPT® insole with an Ultralux® super-wicking top cover that helps keep skin cool dry and comfortable. This insole consists of 1/8" PPT® with an Ultralux® topcover. This item is sold in pairs. Available with or without flange. The added flange for applications when extra depth is needed.	Women	Ultralux/Blue
Women	Ultralux/Blue	7/8				26120	26020
Women	Ultralux/Blue	9/10				26130	26030
Male	Ultralux/Blue	7/8				26140	26040
Male	Ultralux/Blue	9/10				26150	26050
Male	Ultralux/Blue	11/12				26160	26060
Male	Ultralux/Blue	13/14				26170	26070

PPT MATERIALS

Material	Image	Description	Type	Colour	Thickness	Item #
Dual Density		This highly engineered foam combines 1/8" PPT® SR and 1/16" PPT® to provide unparalleled protection for diabetic and other "at risk" patient populations.	Sheets	Lavender/Blue	3/16"	921500
			Roll	Lavender/Blue	3/16"	920500
PPT® Plus		PPT® material with one side abraded and a reverse side of extremely durable non-woven polyester reinforcement. This polyester reinforcement prevents cracking and tearing at the distal edges of the orthosis.	Sheets	Blue	1/8"	921803
				Blue	1/16"	921603
				Tan	1/8"	921823
				Tan	1/16"	921623
			Rolls	Blue	1/16"	92603
				Blue	1/8"	92803
PPT® ULTRALUX		PPT® material with Ultralux® on one side, a super-wicking top cover that helps keep skin cool, dry and comfortable with the reverse side abraded for adhesion.	Sheets	Blue	1/8"	921809
				Blue	1/16"	921609
			Rolls	Blue	1/16"	92609
				Blue	1/8"	92809
Diab-a-Sheet		A combination of Plastazote on one side, which reduces shear and distributes forces more evenly, and PPT® on the reverse side for shock absorption and cushioning	-	Blue/Flesh	3/16"	964010
			-	Blue/Flesh	1/4"	964020
			-	Blue/Flesh	3/8"	964030
Heel Lifts		Balances limb length discrepancies and softens heel impact.	-	Blue	Small	22300
			-	Blue	Medium	22310
			-	Blue	Large	22320
Heel wedges		Provides cushioning for a moderate amount of rearfoot control by incorporating a 3 varus wedge.	-	Blue	Small	22200
			-	Blue	Medium	22210
			-	Blue	Large	22220
			-	Blue	Small	22400
Longitudinal Arches		Provides Longitudinal arch support. Recommended for flat insoles with flange.	-	Blue	Medium	22410
			-	Blue	Large	22420
			-	Blue	Small	22500
Metatarsal Bars		Relieves pressure across the metatarsal heads.	-	Blue	Medium	22510
			-	Blue	Large	22520
			-	Blue	Small	22600
Metatarsal Pads		Transfers forces from the metatarsal heads.	-	Blue	Medium	22610
			-	Blue	Large	22620
			-	Blue	Small	22600

TO ORDER PLEASE CALL 800-645-5520

The OHI Family of Brands